

TECH SHEET



COLD TOLERANT



GRAZING TOLERANT



DROUGHT TOLERANT



ADAPTED TO CUTTING



HIGH YIELDS

QUICK FACTS






KORA tall fescue has its origins in a breeding program in Central Europe. This parentage resulted in a variety that is very cold tolerant and very drought tolerant due to the natural weather conditions in that area. The medium maturity date of Kora is a benefit in most areas of the United States and Canada because the early maturing varieties such as Fawn, mature too early to ensure they can be harvested for high quality hay. In pasture production systems, the early types are ready to graze before most fields have dried out sufficiently to allow hoof traffic.

ADAPTATION

GRAZING	EXCELLENT
HAY	EXCELLENT
SILAGE	GOOD
GREEN CHOP	EXCELLENT
OVERSEEDING	GOOD
FROST SEEDING	NOT RECOMMENDED

KORA is best used in the Northern portion of the tall fescue growing area. With its improved grazing intake over other tall fescue varieties, Kora provides all the benefits of Tall Fescue, without the palatability problems observed with many tall fescue varieties. Kora is well suited to hay production, stockpiling or grazing throughout the growing season.

Notable Features

-  HIGH FORAGE YIELD
-  VERY PALATABLE
-  ENDOPHYTE FREE
-  GOOD WINTERHARDINESS
-  DROUGHT TOLERANT

TRIAL DATA

Cool Season Forage Grass Trial 2000 - University of WI

Variety	DM Yield	Grazing
Kora	5.38	1.61
Select	5.29	1.34
Bronson	4.57	1.24
KY 31	5.74	1.25
TF 33	5.41	1.22

Numbers indicate tons per acre

SEEDING RATES

38-45 lbs / acre

Growth Habit	Estab. Rate Days	N. Required	Aerobic Soil Tol.	pH Range	Min. Rainfall in.	Dry Matter Yield Tons	Re-Growth	Primary Utilization	Veg Reprod Tiller Rates	CP%	NDF	ADF	Endo-phyte
Perennial Bunch	6-12	High 80-120 lbs/ac	Excellent	4.7-9.5	>20	2-4	Good	Hay & Grazing	Medium	18-35	50-58	30-36	No